



**touch-less Visitor Management System**



Microsoft  
for Startups



**Selected by Microsoft as 'Top 10 Emerging Startups from Rajasthan' in Highway to A 100 Unicorns**

**Featured by Your Story in 'Top 10 Visitor Management Software in India**

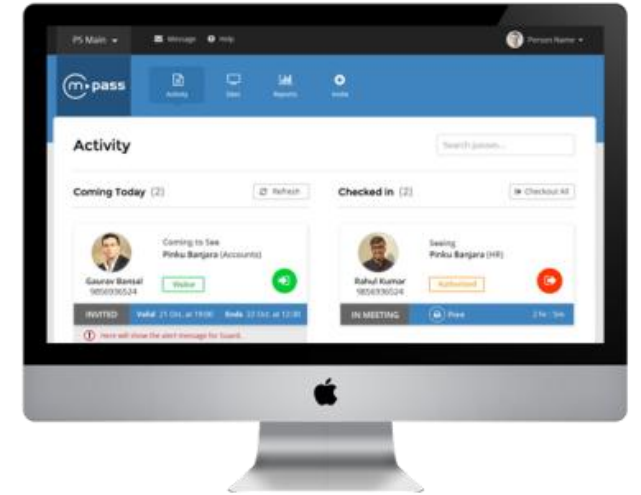
# mPass Solution



m-Pass App



m-Pass Kiosk



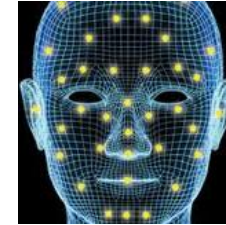
mPass Web



# mPass (new) Solution



**Kiosk based  
Visitor Management Solution**



**Touch-less  
Visitor Management Solution**

**Attendance Management using  
Facial Recognition**

# mPass (new) Solution



## Digital Visitor Register

- Scan QR code
- Open the URL
- Fill details
- Good to go..
- No H/w required
- No S/w required
- Reports on email



## Kiosk based Visitor Management Solution

- +
- Tablet on Gate for Visitors
- Kiosk based VMS
- Host Approval via SMS/Email
- Meeting Over, CheckIn, CheckOut



## Touch-less Visitor Management Solution

- +
- Check-In using QR Code
- Facial Recognition
- Advanced Solution
- Attendance Management


# Check-In/Attendance Process Flow using **Facial Recognition**

# Check-In/Attendance Process Flow using Facial Recognition



1. Facial Registration  
(Kiosk/Mobile/Web)

Hello Ankit Tiwari,  
Suraj is at Airseva and wants to see you.  
Details are as below:  
Contact Number: +919887805105  
Email: N/A  
Perform your action here below,



3. Seamless Check-In at  
Kiosk



4. Visitor/Attendance  
Logs & Analytics

## Check-In Process Flow for **Walk-In Visitors (Smart phone)**

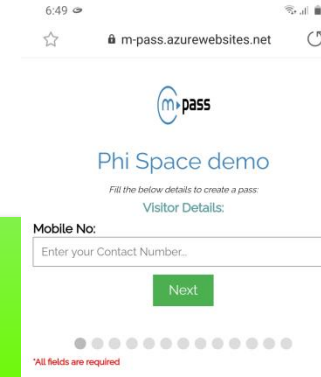
# Check-In Process Flow for Walk-In Visitors (Smart phone)

1. Visitor arrives at Office Reception

2. Scan QR Code in own mobile



3. Fill required details



4. Details sent for Approval

Thank You!!  
Details have been saved successfully!!

5. Employee Approve/Reject request via SMS/Email/Web

Hello Ankit Tiwari,

Suraj is at Airseva and wants to see you.  
Details are as below:

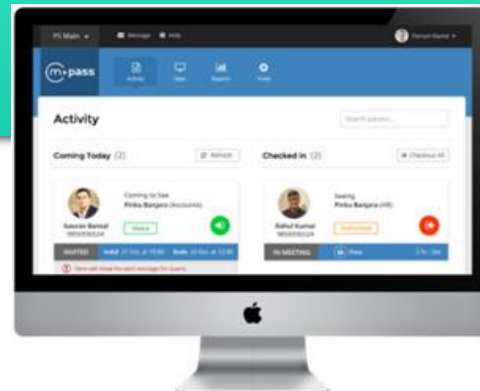
Contact Number: +919887805105  
Email: N/A

Perform your action here below,

Approve

Reject

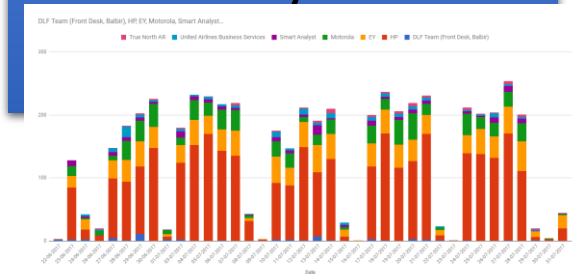
6. Security Checks-IN visitor in their computer Dashboard



7. Visitor meets & later Check-out at Kiosk



8. Admin has Visitor Logs & Analytics



## mPass Visitor CheckIn (demo)



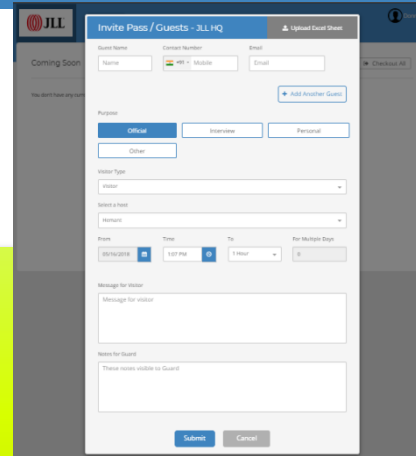
- Scan QR code
- Open the URL
- Fill details
- Good to go..

## Check-In Process Flow for **pre-Invited Visitors**

# Check-In Process Flow for pre-Invited Visitors



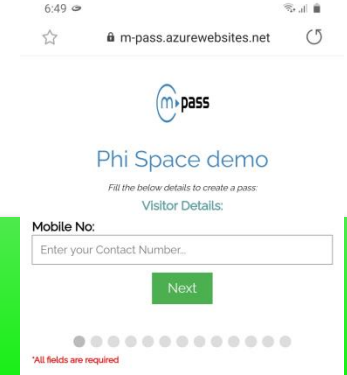
1. Login page, enter Credentials



2. Invite Visitor

Ankit Tiwari has created your Visitor Pass for JLL HQ at 11:00 AM, Sat, Mar 31, 2018. Enter this mobile number at check-in. Map <https://goo.gl/ZbfvdK>.

3. Visitor receives SMS/Email with links



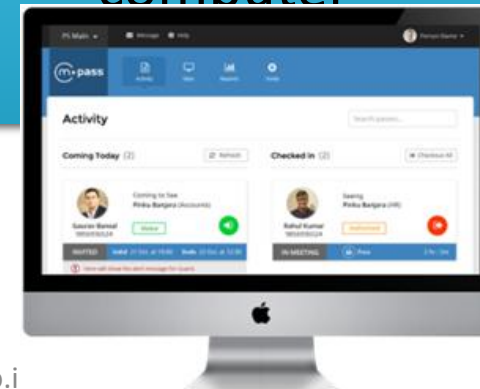
4. Visitor fills Check-In details

5. Visitor fills Health questionnaire

6. Visitor comes at Security gate



7. Security CheckIN visitor in their computer



8. Print Pass and send inside





✉ info@mpass.co.in

M: +919602140170

Visitor Management  
Simplified!



Thank You!